

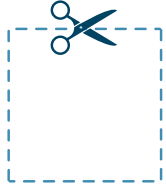


PAPER SNOWFLAKES



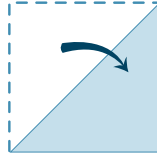
Make your own paper snowflake from this easy template.

Great for teens and adults.



1

Cut out square below



2

Fold in half diagonally



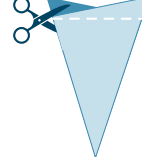
3

Fold in half again



4

Fold triangle in thirds



5

Trim ends straight across



6

Cut only on DOTTED lines, then unfold to reveal a snowflake!

